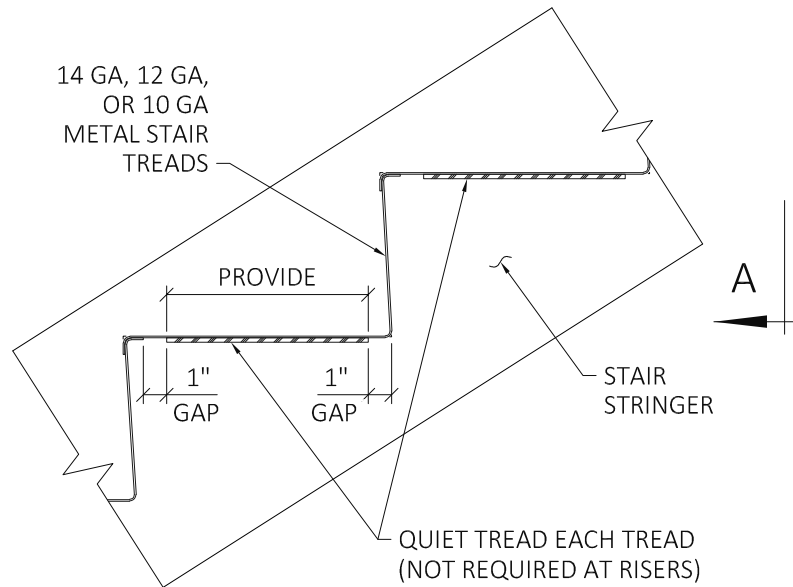
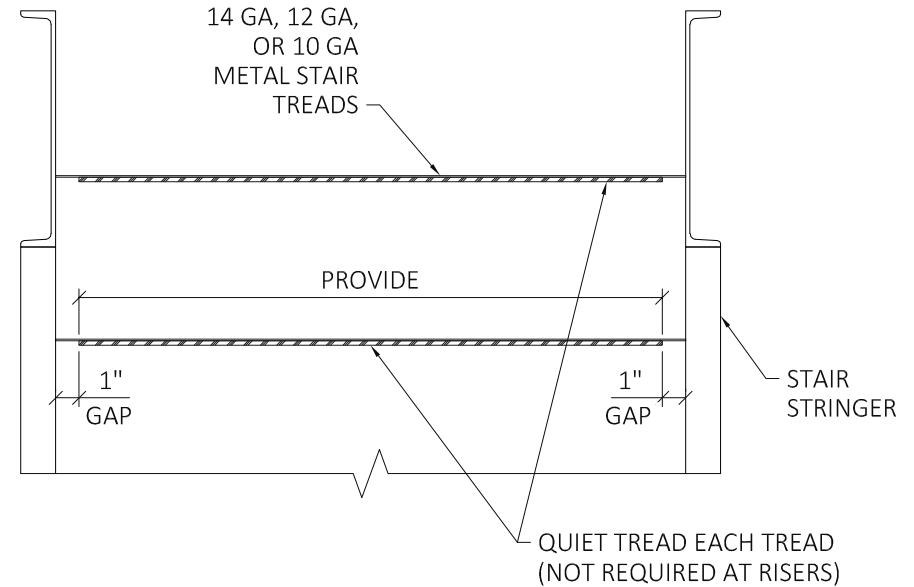


QUIET TREAD - STAIR TREAD APPLICATION

CUSTOMER TO "PROVIDE" SHOWN DIMENSIONS TO PLACE ORDERS



STAIR TREAD/RISER PROFILE VIEW



STAIR TREAD/RISER SECTION VIEW

NOTE:
QUIET TREAD TO BE APPLIED TO FLAT
UNDERSIDE SURFACE OF TREAD PLATE.
1" MINIMUM CLEAR DISTANCE FROM ALL
OBSTRUCTIONS: WELDS, BENDS, EDGES.
STANDARDIZE RECTANGULAR PANEL SHAPES
FOR EASE OF INSTALLATION.



(971) 772-4553 | sales@nationalstair.com | www.nationalstair.com

QUIET TREAD
STAIR TREAD APPLICATION DRAWING

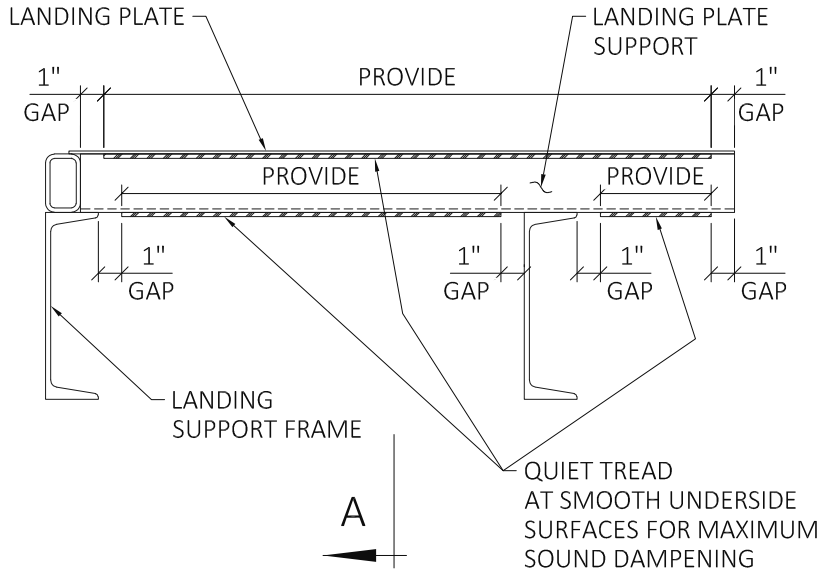


SCALE: N.T.S.

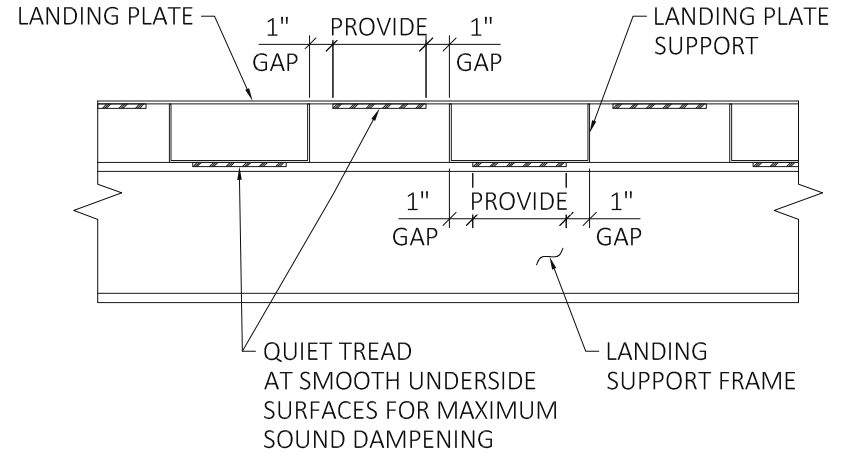
DWG #: QT-1.1

QUIET TREAD - STAIR LANDING APPLICATION

CUSTOMER TO "PROVIDE" SHOWN DIMENSIONS TO PLACE ORDERS



○ STAIR LANDING PROFILE VIEW



○ A STAIR LANDING SECTION VIEW

NOTE:
 QUIET TREAD TO BE APPLIED TO FLAT
 UNDERSIDE SURFACE OF LANDING PLATE.
 1" MINIMUM CLEAR DISTANCE FROM ALL
 OBSTRUCTIONS: WELDS, BENDS, EDGES.
 STANDARDIZE RECTANGULAR PANEL SHAPES
 FOR EASE OF INSTALLATION.



(971) 772-4553 | sales@nationalstair.com | www.nationalstair.com

QUIET TREAD
 STAIR LANDING APPLICATION DRAWING



SCALE: N.T.S.

DWG #: QT-1.2